

















Class: Y1 Seedlings	Term: Spring 1 Curriculum theme: Animal Allsorts Curriculum driver: Geography Value: Tolerance							
Locality		Engaging			Ambitious and aspirational		Purposeful	
Subject	Intent and links to previous learning	1	2	3	4	5	6	Outcome/Composite
Geography	<p><u>Intent:</u> children will develop their understanding of the UK, including the four countries, seas and capital cities. They will understand where they live and compare it to other areas in the UK.</p> <p>Enquiry Question: What is it like in the United Kingdom?</p>	<p>Where is the United Kingdom?</p>  <p>To be able to locate the United Kingdom on a map.</p> <p>To be able to name the four countries in the United Kingdom.</p>	<p>Which countries are found in the United Kingdom?</p>  <p>To be able to name the four countries in the United Kingdom.</p>	<p>What is a sea and which ones surround the United Kingdom?</p>  <p>To be able to name the seas which surround the United Kingdom.</p>	<p>What are the human and physical features and landmarks in the UK's capital cities?</p>  <p>To be able to describe the human and physical features and key landmarks of capital cities.</p>	<p>What are the UK's capital cities like?</p>  <p>To be able to describe and compare two of the UK's capital cities (London and Edinburgh).</p>		<p>Children will be able to locate the United Kingdom and its four countries on a map. They will be able to name the four countries and surrounding seas. They will be able to describe the physical and human features and key landmarks of the UK's capital cities.</p>
Science	<p>Animal Allsorts</p> <p><u>Intent:</u> Children will develop their understanding of common animals including humans.</p>	<p>To be able to identify and name a variety of common animals; including fish, amphibians, reptiles, birds and mammals.</p> <p>Identifying, Classifying and Grouping</p> 	<p>To be able to describe and compare the structure of a variety of common animals (fish, amphibians, reptiles, birds and mammals, including pets)</p> <p>Identifying, Classifying and Grouping</p> 	<p>To be able to categorise animals by their diet, using the words carnivore, herbivore and omnivore.</p> <p>Identifying, Classifying and Grouping</p> 	<p>To be able to research and present information about a common animal.</p> <p>Research Using Secondary Resources</p> 	<p>TAPS – Animal Classification Present Results</p> <p>To be able to classify common animals in a range of ways.</p> <p>Identifying, Classifying and Grouping</p> 	<p>To be able to identify, name, draw and label the basic parts of the human body and say which part of the body is associated with each sense.</p> <p>Identifying, Classifying and Grouping</p> 	<p>Children will be able to identify, name and classify a variety of common animals. They will be able to describe the structure of different animals, and classify them into type of animal and what they will eat. They will be able to identify the basic parts of the human body and which senses are connected to which body part.</p>
Computing	<p><u>Programming: Moving a Robot</u></p> <p><u>Intent:</u> children will be able to understand and use algorithms to plan a program.</p>	<p>To understand what a command will do.</p>	<p>To be able to act out a given word.</p>	<p>To be able to combine forwards and backwards commands to make a sequence.</p>	<p>To be able to combine our direction commands to make a sequence.</p>	<p>To be able to plan a simple program.</p>	<p>To be able to find more than one solution to a problem.</p>	<p>Children will be able to create a simple programme using commands to make a sequence.</p>
Art	3D Sculpture	<p>To be able to respond to work by</p>	<p>To be able to create a simple 2D illustration to use</p>	<p>To be able to manipulate paper</p>	<p>To be able to imply texture by cutting and tearing paper.</p>	<p>To be able to join paper and card</p>	<p>To be able to create a 3D sculpture of a bird using card and paper.</p>	<p>Children will experiment with different methods of print making, including using body parts, crayon</p>

	<p><u>Intent:</u> Children will explore simple techniques to make a 3D sculpture of a bird.</p> <p><u>Artist:</u> Andrea Butler</p>	an artist (Andrea Butler).	when recreating in 3D.	into a 3D form by folding.		together using sellotape and glue.		rubbings and relief printing. They will understand what positive and genitive reliefs are, and make choices about what type of print they prefer and why.
PE & Sport	<p><u>Real Dance</u></p> <p><u>Intent:</u> Children will learn to move their bodies in different ways to create a dance</p>	Shapes - Solo	Artistry and Musicality	Partnering Shapes	Circles – turning, jumping and moving	Artistry - abstraction	Artistry – making movement patterns	Children will create a dance using a range of creative and artistic choices for how to move their bodies.
Music	<p><u>Intent:</u> To understand and explore pitch.</p>	To understand the term pitch as high and low sounds. To be able to make high and low vocal sounds. To be able to relate pitch to high and low body posture.		To understand pitch by singing a song with contrasting high and low melodies. To be able to identify and play high and low pitches using percussion instruments.		To be able to explore and develop an understanding of pitch using the voice and body movements. To be able to recognise and perform pitch changes and contrasts.		Children will develop and understanding of pitch and how they can change the pitch when performing using their voice and body.
RE	<p><u>Intent:</u> to understand what Christians believe about God.</p> <p>Christianity</p> <p>What do Christians believe God is like?</p>	<p>What is a parable?</p>  <p>To be able to explain what parable means</p>	<p>What do stories teach Christians about God?</p>  <p>To be able to simply retell the story of the Lost Son from the Bible and explain what Christians might understand about what God is like from this story.</p>	<p>Why is forgiveness important to Christians?</p>  <p>To be able to show understanding of ways in which Christians show their belief in God as loving and forgiving.</p>	<p>What is a prayer?</p>  <p>To be able to discuss the four main types of prayer.</p>	<p>How do Christians show their beliefs?</p>  <p>To be able to identify how Christians put their beliefs into practice in worship.</p>		Children will demonstrate an understanding of what Christians believe about God, and how this impacts the way a Christian lives their life. They will make connections to their own lives.
RHE	<p><u>Caring and Responsibility</u></p> <p>Intent: Children will be able to identify who their special people are and how they keep us safe</p>	<p>My Special People</p> <p>To be able to describe one of our special people and say why that person is important.</p>	<p>How our special people care for us</p> <p>To be able to describe the ways that our special people care for us and keep us safe.</p>	<p>Keeping Safe</p> <p>To be able to describe some ways to keep ourselves and other people safe.</p>				Children will learn about who is special to us and how special people keep us safe. They will understand the importance of rules to keep them safe, and how to ask for help from safe people.
Natterhub	<p><u>Using devices safely</u></p> <p>Intent: Children will understand how to be safe online.</p>				<p>My Online Profile</p> <p>To understand what an online profile is.</p>	<p>My Wonderful Work</p> <p>To understand that we have ownership of the work we create.</p>		Children will develop their understanding of online profiles and how to stay safe online.
Reading Opportunities		