

## Chacewater School – LEAP into Learning

Term: Summer 2

Class: Year 3

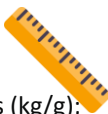
Theme: Achievement of the earliest civilisations

On this page you will find an outline of our learning this half term in . . . . .

### Mathematics

#### Length and Perimeter

- measure, compare, add and subtract: lengths (m/cm/mm); mass (kg/g); volume/capacity (l/ml)



#### Time

- tell and write the time from an analogue clock, including using Roman numerals from I to XII, and 12-hour and 24-hour clocks
- estimate and read time with increasing accuracy to the nearest minute; record and compare time in terms of seconds, minutes and hours; use vocabulary such as o'clock, am/pm, morning, afternoon, noon and midnight
- know the number of seconds in a minute and the number of days in each month, year and leap year
- compare durations of events [for example, to calculate the time taken by particular events or tasks.]



#### Properties of shape

### History: Achievement of the earliest civilisations Context: Ancient Egypt

- Egypt is in North Africa and 90% of it is a desert area. The ancient Egyptians lived along the banks of the River Nile which they depended on for fresh water.
- Ancient Egypt was one of several ancient civilisations, including the Shang Dynasty, Indus Valley, and Sumer.
- The Pharaoh was an Egyptian king who owned all the land, made laws, collected taxes and defended Egypt. Pharaohs were at the top of the pyramid, followed by the scribes, traders, farmers and slaves.
- A Pharaoh represented the Gods on Earth and performed rituals and built temples to honour the gods. Pyramids were built as monuments to house the tombs of the pharaohs.
- Inventions - key inventions include the plough, toothpaste, paper (papyrus) and ink.



- draw 2-D shapes and make 3-D shapes using modelling materials; recognise 3-D shapes in different orientations and describe them
- recognise angles as a property of shape or a description of a turn
- identify right angles, recognise that 2 right angles make a half-turn, 3 make three-quarters of a turn and 4 a complete turn; identify whether angles are greater than or less than a right angle
- identify horizontal and vertical lines and pairs of perpendicular and parallel lines



### Money

Add and subtract amounts of money to give change, using £ and p in practical contexts.

### Science: light



- recognise that they need light in order to see things and that dark is the absence of light
- notice that light is reflected from surfaces
- recognise that light from the sun can be dangerous and that there are ways to protect their eyes
- recognise that shadows are formed when the light from a light source is blocked by an opaque object
- find patterns in the way that the size of shadows change


### Art & Design:

We will be designing and creating an apron using our sewing skills.

### English

Outcome: Write a different story based on the blueprint of Gregory Cool


Features in our writing: To use multi clause sentences with subordinating conjunctions, fronted adverbials and punctuating direct speech



### Computing:

We will be using 'Scratch' to help us create Events and actions of a sprite character.

Religious Education: We will be discussing how and why do religious and non-religious people try to make the world a better place

	<p>RHSE: Coping with Change We will be focusing on coping with feelings when things change and How to recognise and talk about their emotions, including having a varied vocabulary of words to use when talking about their own and others feelings.</p> <p>PE: Athletics - running, throwing and jumping We will be using these skills to help us prepare for sports day.</p> <p>Our class login details: <a href="https://app.realpe.co.uk">https://app.realpe.co.uk</a> Username: youngoaks1234 Password: space7547</p> 
--	---

## Chacewater School – LEAP into Learning HOME LEARNING

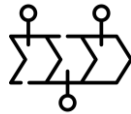
Term: Summer 2

Class: Year 3

Theme: Achievement of the earliest civilisations

Alongside regular reading, spelling and maths home learning choose at least one of the following to complete over this half term. You might even be inspired and choose more than one!

Get creative and make a timeline showing the ancient civilisations in chronological order



Research personal hygiene practices in ancient Egypt and compare them to today.

Research and design a leaflet to encourage someone to go on holiday to Egypt.



Make a net for a pyramid



Wild card!  
You choose something you want to find out



Using your design and technology skills, create a tomb or coffin for a mummy.



Write a newspaper article about the discovery of Tutankhamun's tomb.

Design a leaflet about an Ancient Egyptian God using hieroglyphics.



Create your own social pyramid poster, with a detailed description of what each layer added to society.