

# Chacewater School – LEAP into Learning

Term: Summer 2

Class: Y3 Young Oaks

Theme – **History** – Ancient Egyptians

On this page you will find an outline of our learning this half term.

## Mathematics:

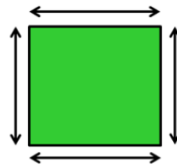
### **Key Instant Recall Facts:**

Know all multiplication and division facts for the 3, 6 and 9 times tables.



### **Measures**

- measure, compare, add and subtract: lengths (m/cm/mm); mass (kg/g); volume/capacity (l/ml)
- Convert between simple units of measure
- Solve reasoning problems involving measurements
- Measure the perimeter of simple 2-D shapes




**Revision:** Written methods for calculations : + - x and  $\div$

## English

### **Reading**

Reading for enjoyment: Krindlekrax - Philip Ridle

Reading instruction: Squishy McFluff - Pip Jones




### **Writing** (reading into writing)

Fiction: Gregory Cool

To create a story based on someone travelling somewhere new

### **Grammar**

- conjunctions, adverbs and prepositions
- Punctuation for direct speech in a narrative



### **Spellings** ( in class focus spellings)

- 'J' sounds spelt 'g' 'ge' 'dge'
- 'Or' sounds spelt 'oor' 'au' 'aw' 'ore' 'ough' 'a'
- Words ending 'tion'
- 'Double consonants'

## History: How much did the Ancient Egyptians achieve?

- Ancient Egypt was one of several ancient civilisations, including the Shang Dynasty, Indus Valley, and Sumer.
- Key inventions include the plough, toothpaste, paper (papyrus) and ink).
- Every day life in ancient Egypt – government and monarchy
- What did the ancient Egyptians believe about life after death?
- What happened to the Ancient Egyptians ? (chronology)



## Science: light

- We need light in order to see things and dark is the absence of light
- light is reflected from surfaces
- light from the sun can be dangerous and we need to protect our eyes
- shadows are formed when the light is blocked by an opaque object
- We can find patterns in the way that the size of shadows change



## D.T: textiles – embroidery and applique

- To design and create an 'Egyptian collar' using a template and decorate it with embroidery and applique detailing.



## RHE: coping with change

- Coping with feelings when things change
- How to recognise and talk about our emotions, including having a varied vocabulary of words to use when talking about feelings.



## Computing: events and actions in programs – Scratch Coding

- Learning how to block code to move a sprite around a maze
- We will design and code our own maze tracing programs.

## P.E & Sport:

- **Striking and fielding** : throwing, catching, batting & fielding skills
- **Real P.E:** ball chasing & stance



## Religious Education: How and why do religious and non-religious people try to make the world a better place?

- Understand the 'golden rule' which is shared by many religions - 'treat others as you would like to be treated yourself'

- Explore what is wrong with the world and how we can make it a better place.

**French: 'I am able to'**

- Learn verbs in French and say what we can and cannot do



## Chacewater School – HOME LEARNING

Term: Spring 2

Class: Y3 Young Oaks

Theme: **History** – Ancient Egyptians

Alongside regular reading, spelling and maths home learning, choose at least one of the following to complete over this half term. You might even be inspired and choose more than one!

### French

Practice your French by playing the '[Dash and Blink](#)' BBC game for KS2.



### History

Learn how to write your name in Ancient Egyptian hieroglyphics and make a beautiful Cartouche



### REAL PE @ HOME

<https://app.realpe.co.uk>

Username:  
youngoaks1234  
Password: space7547  
Focus on FUNS:  
ball chasing & stance



### R.E

How can you make the world a better place?  
Think of 1 thing you could do to spread positivity:

- Go on a litter pick,
  - Donate your old toys to charity,
  - Plant some wild flowers for bees,
  - Help others,
  - Make someone a card, letter or picture
- Or any other idea you can think of!



### Wild Card



Choose anything you would like linked to our learning this half term.

How will you present your work?

### Science

Make a shadow puppet and film a short story with it using a lamp or torch.



### Computing

Use the Scratch Jr (free app) to practice coding a sprite to move around in a maze. Draw your maze using the paint editor. Video instructions:



### RHSE/ music

Listen to different genres of music and discuss or record how the rhythm, tempo, and instruments make you feel.

Which song makes you feel the happiest?  
Which song helps you to feel calm?



### D.T

Practice your sewing skills:

- Threading a needle
- Trying a running stitch
- Doing a cross stitch kit to create a pattern or picture
- 

What could you make or create to bring in a show?



<https://www.youtube.com/watch?v=qrwlaWagjH4&t=48s>