

Chacewater School – LEAP into Learning

Term: Spring 2ndnd Half term

Class: Mighty Oaks Y6

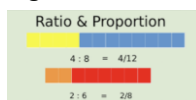
Theme: Voyage of Discovery (Charles Darwin - evolution and inheritance)

On this page you will find an outline of our learning this half term in Year 6. **Please note that our theme continues from last term**

Mathematics:

Ratio and Proportion

- solve problems involving the relative sizes of 2 quantities where missing values can be found



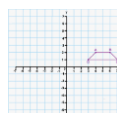
Measurement

- convert between measures
- calculate perimeter, area and volume



Properties of Shape:

- compare and classify geometric shapes based on their properties
- measure, draw and find unknown angles



Geometry - Position and Direction:

- describe positions on the full coordinate grid (all 4 quadrants)
- draw and translate simple shapes and reflect them in the axes

History: We will learn about and understand how Charles Darwin's expedition to the Galapagos Islands fits into the Victorian period and the impact that his theories had during this time.




Geography:

We will be learning about the Galapagos Islands and comparing it with other places in the world, identifying key similarities and differences. In addition we will recap and learn about: biomes, climate zones, longitude, latitude, hemispheres and time zones.

Science: Evolutions and Inheritance/Living Things and Their Habitats

Building on what we learned about fossils in year 3, we will find out more about how living things on earth have changed over time. We will be introduced to the idea that characteristics are passed from parents to their offspring and also appreciate that variation in offspring over time can make animals more or less able to survive in particular environments. We will find out about the work of Charles Darwin and his ideas on evolution. We will also learn about the classification of animals, plants and microorganisms.



DT: 3D Structures

We will be making a Galpagos animal out of clay and painting it.

English

- We will be putting ourselves in Darwin's shoes and writing a letter home about his experiences on the Galapagos Islands.



Digital Citizenship

How to be safe and responsible online:

- understand the positive differences technology makes throughout the world
- understand how to create a positive online reputation
- recognise the problems that can come with sharing information online

Religious Education: What did Christians believe Jesus did to save people?

Computing: Introduction to Spreadsheets

Our unit explores applying formulas to data and creating a spreadsheet to plan an event.



This unit will enable us to explore what Christians mean when they say that Jesus' death was a sacrifice. We will weigh up the value and impact of ideas of sacrifice in their own lives and the world today.

Chacewater School – LEAP into Learning HOME LEARNING

Term: Spring term

Class: Mighty Oaks Y6

Theme: Voyage of Discovery (Charles Darwin - evolution and inheritance)

Alongside regular reading, spelling and maths home learning choose at least one of the following to complete over this half term. You might even be inspired and choose more than one! Please email any work to: mightyoaks@chacewaterschool.co.uk

Make your own fossil. Go to the link below to watch the 'how to' video.

<https://www.youtube.com/watch?v=EMdN5nNMtCo>



WATCH the BBC PERFECT PLANET video from 3:46 to 12:55
<https://www.bbc.co.uk/iplayer/episode/p08xc326/a-perfect-planet-series-1-4-oceans>

Can you explain the ways in which the MARINE IGUANA has adapted to survive? Think about the challenges it faces and how it is able to overcome these challenges. You can present your work in any way you wish (through artwork, poster, presentation etc)

The links below provide more information if you need it. Or you can do your own research.

<https://www.santacruzgalapagoscruise.com/galapagos-marine-iguana/>

<https://oceana.org/marine-life/sea-turtles-reptiles/marine-iguana>

Birds have adapted to be able to eat certain foods and you will notice that their beaks are all very different. **Can you design a beak to pick up your favourite food?**

1. You will need to think carefully about your favourite food – is it soft, crumbly or hard? If you poke something into it will it fall apart? Is it big or small? Is it wet or dry? All these things will change how you design your beak.



Create your own animal and write a fact file about it: diet, habitat, lifespan, characteristics, classification etc

Make a journey stick. Darwin loved to make collections of things that he found. Go on a walk in your local area and collect natural objects.. Place them on a piece of sticky tape or attach them to a long twig. What did you find on your journey? Why?



Can you create your own animal habitat? You can create this practically using art materials or even with your toys such as lego or duplo! Create your one diorama!



Find out as much as you can about the Galapagos Islands.

Can you compile your research into a presentation?

SOAP CARVING

<https://www.youtube.com/watch?v=Y17RweezGi8>

<https://www.youtube.com/watch?v=xMtoYxwf5rc>

Watch the video clips demonstrating soap carving. Choose an animal from the Galapagos and see if you can carve it into your soap. You don't have to have the exact tools. Be creative (and careful) with your carving skills!

WILD CARD

Choose anything you would like linked to our topic

