



23rd February 2024

Dear Parents/Carers,

As we bid farewell to our first week back after half term, I hope this newsletter finds you all in good spirits despite the seemingly never-ending rain and chilly weather. The recent downpours have made for some challenging mornings and soggy playtimes, but we're optimistic that sunnier days are on the horizon.

This week we were pleased to welcome Marten Holmes to lead our Monday assembly. The children were captivated by a touch of magic and were inspired by the uplifting message about unlocking their full potential. It's always wonderful to kick off the week with a dose of positivity and a sprinkle of magic.

On Wednesday, Red Oaks embarked on a trip to Truro Cathedral. The morning was really interesting and we were all impressed by the genuine level of engagement and interest the children showed as we toured the cathedral. A broken-down minibus added an impromptu adventure to the itinerary, but the resilience and adaptability of our children shone through as they embraced the unexpected twist and a journey back to school by taxi!



As we dive into the second half of the term, our focus turns to science. Each class has already fully immersed themselves in their respective learning themes, exploring the wonders of the world around us. Our children are actively engaging with scientific concepts, fostering a love for learning and discovery. Sequences of learning for this term can be found on our website [HERE](#).

I hope everyone has a great weekend

Mr Hick

Attendance

A gentle reminder to all parents about the crucial role attendance plays in your child's education. Regular attendance ensures that your child doesn't miss out on valuable learning experiences and helps maintain a consistent and supportive classroom environment. Please make every effort to ensure your child attends school regularly and punctually. As previously communicated, **we have now adopted our new, academy trust, attendance policy and strategy. This new policy brings with it more robustness in dealing with attendance, including holiday requests and lateness. There is a tiered approach to dealing with concerns and where concerns continue exist, fixed penalty notices could be issued. This policy can found [HERE](#). And we have Everyday in school really does matter and I hope that we can work together to continue to improve school attendance.**

If your child misses...	That equals at least...	Which is the same as....	And over 13 years of education that's...	Or at least...
1 day a fortnight	80 lessons per year	4 whole school weeks per year	Nearly 1.5 whole years	1040 lessons
1 day a week	160 lessons per year	8 whole school weeks per year	Over 2.5 whole years	2080 lessons
2 days a week	320 lessons per year	16 whole school weeks per year	Over 5 whole years	4160 lessons
3 days a week	480 lessons per year	24 whole school weeks per year	Nearly 8 whole years	6240 lessons

From the PTA

Tesco stronger starts



Massive thankyou to everyone who supported the Tesco Stronger Starts (blue tokens) scheme for Chacewater school between Oct 2023 - Jan 2024. We are pleased to advise that we were awarded 3rd prize of £500!!

This week the PTA have match funded another £660 and given the school a total of £1160 to purchase an array of awesome PE & Outdoor equipment such as orienteering kits, maths in PE kits plus fitness, movement and obstacle packs.

Thanks again to everyone who supported this fundraiser!

Easter Egg Hunt

Weds 3rd April

2-4pm

Tickets available NOW here



<https://www.pta-events.com/chacewaterschoolpta/index.cfm?event=event&eventId=76187>

Headlice

We have headlice in school again! Please take note of the below.

DON'T BUG ME! TRUTH AND LICE



PARENTS...

ONCE A WEEK, LET DETECTION COMB HERO CHECK THROUGH YOUR CHILD'S HAIR. THEN USE THE SPECIAL LOTION IF LICE ARE THERE



QUICK TIPS FOR WET COMBING CHILD'S HAIR

- Buy the detection comb in a pharmacy
- Hair should be wet, use regular shampoo
- Put lots of any conditioner on
- Comb from roots right to ends of hair
- Work through hair, section by section, checking comb each time
- Have plenty light, daylight is best
- If moving lice are found, check all family
- Do this every week

QUICK TIPS FOR USING LOTION

- Treat everyone in family who have living, moving lice, at same time
- Hair should be dry
- Pharmacist will advise on which lotion (See answer to Question 11, inside)
- Read the instructions carefully
- Work through hair section by section until all of scalp has lotion on it – down to where you would put ponytail band
- Repeat one week later

1. WHAT ARE HEAD LICE?

They are grey/brown insects, from pin-head or sesame seed to match-head in size (1 - 3 mm long) that live close to the scalp on humans. The insects lay eggs. Each egg is glued to a hair, often near the root. Lice and unhatched eggs are hard to spot.

2. WHAT ARE NITS?

Nits are the empty egg cases left behind when the lice hatch out. They are usually pearly white. Both eggs and nits are very difficult to remove from the hair.

3. HOW DO LICE SPREAD?

When two heads are touching for a minute or more, the lice climb rapidly through the hair from one head to another. They don't jump, fly or swim. Lice that fall from the head or amble onto bedding or hats are usually dying and harmless. Lice caught on combs can re-establish if they are combed back on again within 48 hours.

4. BUT I'VE SEEN THEM JUMP ON THE COMB

This is due to static electricity, making them appear to 'fly' off the comb.

5. WHO CAN GET THEM?

Anyone with hair. They aren't fussy about clean or dirty hair. Children tend to get them more than adults, probably because they put their heads together more than adults do.

6. WHERE DO YOU GET THEM?

Anywhere. Children get them wherever they mix with other children, this can be in the home, at school or childcare facility or other activity venue.

7. HOW DO I KNOW IF MY CHILD HAS HEAD LICE?

The main symptom is itching, but you can have head lice for up to six weeks before you notice any itching. Only about one third of children have an itch. The best way to find them easily is to check your child's hair regularly (once a week) by wet combing. Detection combs can be bought in a pharmacy. To work well, combs should have rigid, flat-toothed, plastic teeth, set not more than 0.3mm apart.

8. HOW DO I WET-COMB MY CHILD'S HAIR

Wash the hair with your ordinary shampoo. Put on lots of any conditioner and comb it through with an ordinary comb. This makes any lice really wet, which keeps them still. Then, using the detection comb, slot the teeth of the comb into the hair at the roots and draw the comb down to the ends. Check the comb for lice every time you do this. Make sure there is good light, daylight is best. Continue until you have worked through each section of hair and have checked the whole head. Rinse off the conditioner and repeat the combing while the hair is still wet.

9. HOW OFTEN SHOULD I DO THIS?

It is a good idea to get into a routine and do it about once a week. This means you will be able to treat early if you find living, moving lice. Treating early helps cut down on the number of people in the family, or who are close to the child, who will get head lice.

10. WHAT DO I DO IF I FIND LICE?

If you find lice, you should check everyone else in the family and treat only those who have them. Also let people who have been in close contact with anyone with lice know, so they can check as well.

11. WHAT DO I USE TO TREAT THE LICE?

The best way to treat is with a lotion (not a shampoo or mousse). These can be bought over the counter in a pharmacy. In the past, chemical insecticides were used to treat head lice. Oil based products are now recommended, sold under different brand names (Full Marks spray or solution/ Hedrin spray gel). These products have a physical effect, so the lice do not get 'resistant' to them. Your pharmacist is the best person to advise you on which one to get. If you are buying products outside of the Republic of Ireland, you need to discuss this with the pharmacist before you buy.

12. HOW DO I USE THE LOTION?

There will be instructions on how to put on the treatment, and how long to leave it on for, in the box – each of the products is slightly different. Put the lotion on dry hair. Part the hair near the top of the head, put lotion onto the scalp and rub it in. Part the hair a bit further down and do the same thing again. Do this over and over again until all sections of hair have been done and the whole scalp is wet. You don't need to put lotion any further down than where you would put a ponytail band. Treat everyone with lice at the same time so that untreated people don't infect the treated ones again.

Even if the preparation recommends only one application, it is important that you put it on again a week later. The reason for this is that no treatment is guaranteed to kill unhatched eggs. The eggs that aren't killed will hatch over about one week.

2 days later: Check hair for living, moving lice.

Once treatment is complete, continue with the weekly checking.

13. WHAT IF I FIND NITS AFTER TREATMENT?

If you find nits but don't find lice, don't treat. Nits are the empty egg cases which are glued to the hair. They will be left behind on the hairs after you have treated but this doesn't mean the treatment has failed.

14. WHAT IF I KEEP FINDING LICE

There could be 2 reasons for this. It could be because your child has been re-infected with lice, or the treatment wasn't carried out correctly. Check the whole family again and treat all those with lice again. Remember to spread the word to family and friends. If you still find lice after that, ask your GP or pharmacist for advice.

15. WHAT IF I STILL HAVE NITS

Nits (empty egg cases), on their own, do not need to be treated. You can remove them by hand or fine tooth combing if you don't like the look of them. They can be hard to remove because they are glued to the hair.

16. BUT MY CHILD IS STILL SCRATCHING

People can scratch after treatment but it doesn't mean they still have lice. Check your child's head to be sure, but only treat if you find living moving lice. The treatments can make the scalp flaky and itchy. Also, some people scratch just thinking or talking about lice.

17. SHOULD I USE A LOTION 'JUST IN CASE'

No, you should only use the treatment if you find living, moving lice. The treatments are safe but they shouldn't be over used. They can also make the itching worse.

18. I'VE HEARD TREE OIL IS GOOD FOR KILLING AND PREVENTING LICE

There is no evidence that it works and it can irritate your scalp. Nor is there evidence for alcohol, electric combs, products sold to prevent head lice infection (repellents) or any other folk remedy.

19. SHOULDN'T NURSES CHECK CHILDREN'S HEADS?

No. This is not practical and it will not stop head lice spreading. It is much better for parents to check their children's heads regularly (about once a week) as described in this leaflet

However, public health nurses who go into schools and practice nurses in your GP surgery are available to give help and advice about head lice to parents.

20. WHAT ABOUT THE SCHOOL OR CHILDCARE FACILITY-CAN THEY DO ANYTHING?

In the past, 'alert' letters have been sent out, but these tend to cause stress to children and parents and sometimes outbreaks of imaginary lice. It is much better for all parents to check their children's heads regularly. Alert letters to remind parents to check their children's hair will be sent out when there are a number of children with head lice in the class.

21. SHOULD I KEEP MY CHILD OFF SCHOOL?

NO! Lice are unpleasant and some people sometimes feel embarrassed if they get them, but they are not a health hazard. There is no reason for your child to miss out on their childcare or their education just because of head lice.



KEEP ALERT AND SPREAD THE WORD TO STOP THE SPREAD OF LICE.




HSE CHO1 Donegal, Cavan, Monaghan, Sligo & Leitrim:

Date: 04/2017 Due Review: 04/2019

Acknowledgement: Leaflet from Dept of Health, Social Services and Public Safety, Northern Ireland, UK. used with permission –some amendments


For more information contact your Public Health Nurse



INTERESTING FACTS



- I'M 1-3MM LONG
- I CAN'T JUMP, SWIM OR FLY
- I LIKE CLEAN OR DIRTY HAIR
- I ONLY MAKE SOME CHILDREN ITCHY
- DC HERO'S SPECIAL LOTION GETS RID OF ME VERY QUICKLY :-)



WHAT YOU CAN DO

1. DON'T SHARE COMBS, BRUSHES, HAIR SLIDES, HATS, TOWELS OR PONYTAIL BANDS WITH OTHER CHILDREN
2. STOP WRIGGLING :- (WHEN 'DETECTION COMB HERO' IS CHECKING YOUR HAIR!
3. DON'T WORRY; IT'S VERY EASY TO GET RID OF HEAD LICE :-)



DETECTION COMB HERO

HSE Community Healthcare Organisation 1. Date 04/17 Due Review 04/19



Mirror – Signal - Manoeuvre



I would like to kindly remind all parents and caregivers about the importance of exercising caution when driving around the school premises and entering the car park.

With the hustle and bustle of drop-off and pick-up times, it's crucial that we all remain vigilant and mindful of our surroundings to ensure the safety of our children, staff, and fellow community members.

- 1. **Observe Speed Limits:**** Please adhere to the posted speed limits within the school zone and parking areas. Slower speeds help mitigate the risk of accidents and provide ample time to react to unexpected situations.
- 2. **Be Alert and Watchful:**** Keep a watchful eye for pedestrians, especially young children, who may be crossing the road or walking in the vicinity of the school.
- 3. **Follow Traffic Rules:**** Respect all traffic signs, signals, and designated parking areas. Avoid double parking or blocking driveways, as this can impede traffic flow and create hazards for others.
- 4. **Mindful Parking:**** When entering the school car park, please park considerately and avoid blocking access points. Ensure your vehicle is parked in designated areas to prevent congestion and facilitate a smooth flow of traffic.
- 5. **Exercise Patience:**** During peak drop-off and pick-up times, traffic congestion may occur. Exercise patience and remain courteous to fellow drivers and pedestrians.

Thank you for your cooperation and commitment to the safety of our children.

Year 5 Carousels



On Friday next week, parents are welcome to come into school either at the beginning of the day or at the end of the day to have a look at the carousels the children have made as part of their DT project.


World Book Day

World Book Day, March 7th. Come to school dressed as your favourite author or book character. bring your favourite book into school.



GOLDEN AWARD WINNERS

ACORNS	Savannah & Isla
SEEDLINGS	Lorelei & Theo
BUDS	Olivia & Xander
YOUNG OAKS	Theodore, Gracie & George
BUR OAKS	Keaton & Evelyn
RED OAKS	Isabelle & Daisy-Louise
MIGHTY OAKS	Jack, Tom & Molly



Dates For Your Diary

19.2.24	Start of half term
7.3.24	World Book Day
27.3.24	PTA Disco
28.3.24	End of Spring Term
15.4.24	Start of Summer Term
24.5.24	End of half term
3.6.24	Start of half term
17.7.24	Leavers Disco
23.7.24	End of Summer Term

CHACEWATER PTA PRESENTS

EASTER EGG HUNT

CHACEWATER
MILLENNIUM GREEN

WEDS 3RD APRIL
2-4PM



EVERYONE IS WELCOME
REFRESHMENTS - LUCKY DIPS
CHOCOLATE EGGS
EASTER CRAFTS & MORE

£3 PER CHILD
SCAN THE QR
TO BOOK



REDRUTH
SCHOOL
PRESENTS

Super
SATURDAY

SCIENCE

16 MAR
2024

WEEK SESSION!
9am - 12pm

BOOK ONLINE
www.redruth.cornwall.sch.uk

OR CALL
01209 203715



*for students starting secondary
school in September 2025!*