



30th June 2023

Dear Parents/Carers

We hope this newsletter finds you well and that you and your children are enjoying the summer term. We have had another exciting week in school.

We are thrilled to announce the installation of our brand-new playground markings! These vibrant and engaging markings have transformed the front of our playground into a fun and interactive space for our children, which we will use not only for play but also to support learning. We hope the children will enjoy using these at all times of the day. The area outside Acorns has also been refreshed with some new markings and the fence has been brightened with a fresh coat of paint – a BIG THANKYOU to our volunteer army for this.



We would like to extend a heartfelt thank you to our amazing Parent-Teacher Association (PTA) for their generous support in funding these fantastic additions to our school. The playground is now even more enjoyable for our children, thanks to the PTA's dedication and commitment.



Bur Oaks had a **BRILLIANT** start to the week, on Monday they visited the Hall for Cornwall for a fantastic music event, where they were involved in lots of singing with other schools from across Cornwall. The trip provided them with a unique cultural experience, allowing them to appreciate the arts and develop their creativity. They followed this up with a visit to Truro Museum, to support their learning about the Greeks, where they had a chance to examine artefacts, look around the museum and even had the opportunity to make their own clay Greek tile. We love taking our children on visits and trips, these undoubtedly enrich their learning and broadened their horizons.

We are pleased to inform you that we will be holding transition days for every class next week on Tuesday and Wednesday. These days will provide an opportunity for the children to familiarise themselves with their new classrooms, meet their new teachers/support staff, and generally become comfortable in their surroundings. For some children who may find the transition little trickier we will be giving some more bespoke support over the next few weeks.

I hope everyone has a great weekend.

Mr Hick

Summer Term Dates

There is lots happening over the next three weeks. Dates have been added below – do check them out!

Parent/Carer Annual Survey

As we approach the end of this academic year we are beginning our process of self-evaluation and with this in mind we would really welcome your views and opinions. Parental/carers voice is really important to us and we value feedback, which we can then use to help continue to improve our school. We welcome thoughts about what we could look to develop or improve but [we would really appreciate it if you could take this opportunity to celebrate our successes and share positive feedback.](#) The survey can be found [HERE](#) and should only take a few minutes to complete. Thank you to those who have already completed this.

If you would like to leave your name/name of child then this can help us to pick up on and resolve any potential problems or issues.

There is an extra question this year about some slight changes to our school day. In response to a recent government white paper about schools delivering a week of 32.5 hours, we intend to move the start of our school day 10 minutes earlier. This means that the school gates will open at **8.30am** and registration will take place at 8.45am (currently 8.55am).

Clubs

Out last week for all clubs will be next week.

Wear Green Day – Next Friday 7th July -

FRIDAY 7TH JULY: WEAR GREEN £2 SUPPORT 'THE COVE' MCMILLAN

On Friday 7th July Truro and Penwith Academy Trust's family of schools will be taking part in a fundraising activity!

Fundraising: the plan!

On Friday 7th July we are turning our schools green! We want every member of our school community to ditch the uniform, donate a £2 coin and wear as much green as they possibly can. There is an added challenge too, a competition between schools for the best photograph of the day!



**WE ARE
MACMILLAN.
CANCER SUPPORT**

What are we raising money for?

The Cove Macmillan Support Centre are leading a new and innovative project in Cornwall, working across schools and the health service to share resources that will support children where there is a diagnosis of cancer.

We all know families that have been impacted in some way by Cancer. We are raising funds so that every TPAT school and Nursery has access to resources that could make the difference at the most challenging of times.

Our aim? For every setting to have access to these important resources through the collective fundraising efforts of all our schools.

Secondary School Induction Days

Unfortunately, due to planned strike action both Richard Lander and Penair have moved their induction days from two days to one. This will now be on 4th July. Richard Lander are providing a bus for us to travel on to get to the school and back. We will walk the children down to the bus from our school and accompany them to the Richard Lander to ensure that they are settled. To allow time for us to do this could all Y6 children **arrive at 8.40am**. The end of the day will be at normal time.

Wheal Busy Trip – Mighty Oaks



On 7th July to enhance their learning about the Industrial Revolution and the impact this had on mining locally, Y6 will be walking to Wheal Busy on the old mining route. This is about a mile walk each way. We are looking for parent volunteers to join us. If you can help then please speak to Mrs Law.

Swimming

Year 5 swimming begins on the week beginning 3rd July and will be each afternoon for two weeks. The children will need a swimming hat and goggles for these sessions. We are asking for a contribution towards the cost of travel for this. Swimming is a statutory part of the national curriculum and therefore we must provide swimming instruction to our children. The aim is that children are taught to swim competently, confidently and proficiently over a distance of at least 25m.



Summer Leavers DISCO

Dress to GLOW

WEDS 12th JULY - our last disco of the school year as we say goodbye and good luck to all our wonderful Year 6 who are gearing up to embark on the adventure of secondary school.

So we will welcome the Year 6's to attend the disco for FREE with a red carpet arrival and extra special VIP treatment prior to the event. *Please book via the following links.*

- KS1 5pm - 6pm - BOOK HERE <https://www.pta-events.co.uk/chacewaterschoolpta/index.cfm?event=event&eventId=64774>
- KS2 - 6:15pm - 7:15pm - BOOK HERE <https://www.pta-events.co.uk/chacewaterschoolpta/index.cfm?event=event&eventId=64775>
- YEAR 6 LEAVERS - NO CHARGE BUT STILL NEED TO BOOK HERE <https://www.pta-events.co.uk/chacewaterschoolpta/index.cfm?event=event&eventId=64776>

PTA Candy Floss Machine

Available for hire from only £40

(discounts available to anyone who has volunteered at an event this year)

To enquire email chacewaterpta@gmail.com

or complete a booking form here <https://forms.gle/KZCBKfsHLfc2Y3Jn6>



Summer Fayre - 14th July

We can't wait for our Summer Fayre but we need your support to help make it a success.

Can you help on the day?

Whether it's setting up, manning a stall or baking some cakes we would really appreciate it.

You can sign up to volunteer here.....

<https://volunteersignup.org/C3CP4?fbclid=IwAR1EQJ-3D7iXwzmKNkWm1mtm1ot1NjA0UGqerw9BLxRQmVbpydiZNdR5LjE>

On this day parents/carers will be able to pick their children up early to take them to the summer Fayre from 2pm.



Chacewater School
PTA
Charity no 1181128



Chacewater Summer Fayre

Friday 14th July, 2pm - 4:30pm
Chacewater Recreation Ground


Raffle		Tombola
Craft Stalls		Games
Bouncy Castles		Lucky Dip
Cakes & refreshments		BBQ supplied by Lampiers butchers

Everyone is welcome, so please feel free to spread the word and bring a friend.

Headlice!

Unfortunately, we have seen an increase recently in headlice in the school. Please be vigilant and follow the guidance below:

DON'T BUG ME! TRUTH AND LICE



PARENTS...

WASH A WET DETECTION COMB HERE
CHECK THROUGH YOUR CHILD'S HAIR.
THEN USE THE SPECIAL LOTION
IF LICE ARE THERE

HF

QUICK TIPS FOR WET COMBING CHILD'S HAIR

- Buy the detection comb in a pharmacy
- Hair should be wet, use regular shampoo
- Put lots of any conditioner on
- Comb from roots right to ends of hair
- Work through hair section by section, checking comb each time
- Have plenty light, daylight is best
- If moving lice are found, check all family
- Do this every week

QUICK TIPS FOR USING LOTION

- Treat everyone in family who have living, moving lice, at same time
- Hair should be dry
- Pharmacist will advise on which lotion (See answer to Question 11, inside)
- Read the instructions carefully
- Work through hair section by section until all of scalp has lotion on it – down to where you would put ponytail band
- Repeat one week later

1. WHAT ARE HEAD LICE?

They are grey/brown insects, from pin-head or sesame seed to match-head in size (! – 3 mm long) that live close to the scalp on humans. The insects lay eggs. Each egg is glued to a hair, often near the root. Lice and unhatched eggs are hard to spot.

2. WHAT ARE NITS?

Nits are the empty egg cases left behind when the lice hatch out. They are usually pearly white. Both eggs and nits are very difficult to remove from the hair.

3. HOW DO LICE SPREAD?

When two heads are touching for a minute or more, the lice climb rapidly through the hair from one head to another. They don't jump, fly or swim. Lice that fall from the head or amble onto bedding or hats are usually dying and harmless. Lice caught on combs can re-establish if they are combed back on again within 48 hours.

4. BUT I'VE SEEN THEM JUMP ON THE COMB

This is due to static electricity, making them appear to 'fly' off the comb.

5. WHO CAN GET THEM?

Anyone with hair. They aren't fussy about clean or dirty hair. Children tend to get them more than adults, probably because they put their heads together more than adults do.

6. WHERE DO YOU GET THEM?

Anywhere. Children get them wherever they mix with other children, this can be in the home, at school or childcare facility or other activity venue.

7. HOW DO I KNOW IF MY CHILD HAS HEAD LICE?

The main symptom is itching, but you can have head lice for up to six weeks before you notice any itching. Only about one third of children have an itch. The best way to find them easily is to check your child's hair regularly (once a week) by wet combing. Detection combs can be bought in a pharmacy. To work well, combs should have rigid, flat-toothed, plastic teeth, set not more than 0.3mm apart.

8. HOW DO I WET-COMB MY CHILD'S HAIR

Wash the hair with your ordinary shampoo. Put on lots of any conditioner and comb it through with an ordinary comb. This makes any lice really wet, which keeps them still. Then, using the detection comb, slot the teeth of the comb into the hair at the roots and draw the comb down to the ends. Check the comb for lice every time you do this. Make sure there is good light, daylight is best. Continue until you have worked through each section of hair and have checked the whole head. Rinse off the conditioner and repeat the combing while the hair is still wet.

9. HOW OFTEN SHOULD I DO THIS?

It is a good idea to get into a routine and do it about once a week. This means you will be able to treat early if you find living, moving lice. Treating early helps cut down on the number of people in the family, or who are close to the child, who will get head lice.

10. WHAT DO I DO IF I FIND LICE?

If you find lice, you should check everyone else in the family and treat only those who have them. Also let people who have been in close contact with anyone with lice know, so they can check as well.

11. WHAT DO I USE TO TREAT THE LICE?

The best way to treat is with a lotion (not a shampoo or mousse). These can be bought over the counter in a pharmacy. In the past, chemical insecticides were used to treat head lice. Oil based products are now recommended, sold under different brand names (Full Marks spray or solution/ Hedrin spray gel). These products have a physical effect, so the lice do not get 'resistant' to them. Your pharmacist is the best person to advise you on which one to get. If you are buying products outside of the Republic of Ireland, you need to discuss this with the pharmacist before you buy.

12. HOW DO I USE THE LOTION?

There will be instructions on how to put on the treatment, and how long to leave it on for. In the box – each of the products is slightly different. Put the lotion on dry hair. Part the hair near the top of the head, put lotion onto the scalp and rub it in. Part the hair a bit further down and do the same thing again. Do this over and over again until all sections of hair have been done and the whole scalp is wet. You don't need to put lotion any further down than where you would put a ponytail band. Treat everyone with lice at the same time so that untreated people don't infect the treated ones again.

Even if the preparation recommends only one application, it is important that you put it on again a week later. The reason for this is that no treatment is guaranteed to kill unhatched eggs. The eggs that aren't killed will hatch over about one week.

2 days later: Check hair for living, moving lice.

Once treatment is complete, continue with the weekly checking.

13. WHAT IF I FIND NITS AFTER TREATMENT?

If you find nits but don't find lice, don't treat. Nits are the empty egg cases which are glued to the hair. They will be left behind on the hairs after you have treated but this doesn't mean the treatment has failed.

14. WHAT IF I KEEP FINDING LICE

There could be 2 reasons for this. It could be because your child has been re-infected with lice, or the treatment wasn't carried out correctly. Check the whole family again and treat all those with lice again. Remember to spread the word to family and friends. If you still find lice after that, ask your GP or pharmacist for advice.

15. WHAT IF I STILL HAVE NITS

Nits (empty egg cases), on their own, do not need to be treated. You can remove them by hand or fine tooth combing if you don't like the look of them. They can be hard to remove because they are glued to the hair.

16. BUT MY CHILD IS STILL SCRATCHING

People can scratch after treatment but it doesn't mean they still have lice. Check your child's head to be sure, but only treat if you find living moving lice. The treatments can make the scalp flaky and itchy. Also, some people scratch just thinking or talking about lice.

17. SHOULD I USE A LOTION 'JUST IN CASE'

No, you should only use the treatment if you find living, moving lice. The treatments are safe but they shouldn't be over used. They can also make the itching worse.

18. I'VE HEARD TREE OIL IS GOOD FOR KILLING AND PREVENTING LICE

There is no evidence that it works and it can irritate your scalp. Nor is there evidence for alcohol, electric combs, products sold to prevent head lice infection (repellents) or any other folk remedy.

19. SHOULDN'T NURSES CHECK CHILDREN'S HEADS?

No. This is not practical and it will not stop head lice spreading. It is much better for parents to check their children's heads regularly (about once a week) as described in this leaflet.


However, public health nurses who go into schools and practice nurses in your GP surgery are available to give help and advice about head lice to parents.

20. WHAT ABOUT THE SCHOOL OR CHILDCARE FACILITY-CAN THEY DO ANYTHING?

In the past, 'alert' letters have been sent out, but these tend to cause stress to children and parents and sometimes outbreaks of imaginary lice. It is much better for all parents to check their children's heads regularly. Alert letters to remind parents to check their children's hair will be sent out when there are a number of children with head lice in the class.

21. SHOULD I KEEP MY CHILD OFF SCHOOL?

NO! Lice are unpleasant and some people sometimes feel embarrassed if they get them, but they are not a health hazard. There is no reason for your child to miss out on their childcare or their education just because of head lice.



KEEP ALERT AND SPREAD THE WORD TO STOP THE SPREAD OF LICE.

HF

HSE CHI1 Donegal, Cavan, Monaghan, Sligo & Leitrim.

Date: 04/2017 Due Review: 04/2019

Acknowledgment: Leaflet from Dept of Health, Social Services and Public Safety, Northern Ireland, UK, used with permission – some amendments

For more information contact your Public Health Nurse

Classes from September 2023

<u>Class</u>	<u>Teacher (s)</u>	<u>Support Staff</u>
Acorns	Mrs Morgan & Mrs Glanville-Thomas	Mrs White and Mrs Booker
Seedlings	Miss Barnes	Mrs Almey and Mrs Pitt (Y1 & Y2)
Buds	Miss Lahera	Mrs Pippin
Young Oaks	Miss O'Callaghan	Mrs Davis, Miss Daw and Mrs Dicker (pms)
Bur Oaks	Miss Hoare and Miss Alston (Mondays)	Mrs Jacquemond and Mrs Pollard
Red Oaks	Mrs Law and Mrs James	Miss Hoadley, Mrs Stephens and Mrs Dicker
Mighty Oaks	Miss Laskowski	Miss Budge and Mrs Dicker (3 ams)

We will be really sorry to be saying goodbye to Mrs Mewton, Miss O'Malley and Miss Hodgson at the end of this year.

School Uniform

All Chacewater Uniform items are available to view and purchase online from our chosen supplier, Trophy Textiles.

School Uniform items are all fully stocked and available to browse and try on in the shop – **Mon to Friday 9am – 5pm & 9.00am to 12:30pm on a Saturday**

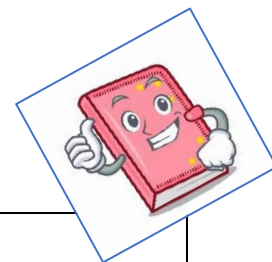
They also stock item such as Tailored shorts & Trousers that can also be viewed on the Trophy Textiles web site: please click on the link below.

<https://www.trophytextiles.co.uk/products/primary-schools/primary-schools-chacewater-c-p-school/>

Year 6 – Down in the Jungle

We have now made tickets available for parent/carers of Y5/6 children for our afternoon and evening performances of 'Down in the Jungle'. These both take place on 20th July.

We do need some help with props! Mrs James was hoping to source: fake ivy, maracas (x2) and a plastic water pot/urn. If you can help/lend something then please do let us know.



Dates For Your Diary

3.7.23	Year 5 – two-week swimming block begins. Hats and goggles needed.
4 th and 5 th July	Transition days and RLS induction days for Y6 (now 4 th July only) Moving up days for R – Y5. EYFS Come and Play Sessions
5.7.23	New EYFS Parent Meeting – 2pm
7.7.23	WEAR GREEN DAY – FUNDRAISER MACMILLAN £2 donation.
7.7.23	Y6 Trip to Wheal Busy
11.7.23	Seedlings – Maritime Museum Trip
12.7.23	DISCO
13.7.23	Young Oaks Class Assembly
14.7.23	SUMMER FAYRE
19.7.23	End of Year Show – Dress Rehearsal for the school.
20.7.23	Y5/6 End of Year Show – afternoon performances and evening performances
21.7.23	Leavers assembly - Y6 – 2pm. Parents and Carers of Y6 invited as we say goodbye to this year's Mighty Oaks.
21.7.23	End of term for children
6.9.23	First Day of Autumn Term



GOLDEN AWARD WINNERS

ACORNS	Lily & Summer
SEEDLINGS	Storm & Xander
BUDS	Anneliese & Dylan M
YOUNG OAKS	George, Kip & Ruby
BUR OAKS	Lorna & Bailey
RED OAKS	Harry, Charlie & Amelia
MIGHTY OAKS	Isaac & Teddy



Signposting



Chacewater Summer Fayre

Friday 14th July, 2pm - 4:30pm

Chacewater Recreation Ground

Raffle

Tombola

Craft Stalls

Games

**Bouncy
Castles**



Lucky Dip

**Cakes &
refreshments**

**BBQ supplied by
Lampiers butchers**

*Everyone is welcome, so please feel free to
spread the word and bring a friend.*



LOTS OF
FREE
ACTIVITIES
FOR ALL
AGES!

TRURO BID PRESENTS

Children's Day

10AM
TO
4PM

SATURDAY
1ST JULY

TRURO
CITY
CENTRE

- MOUNTAIN BIKE STUNT SHOWS • SKATEBOARDING DEMOS
- PERFORMANCE PARKOUR DEMOS
- BALANCE, PEDAL BIKE & SCOOTER OBSTACLE COURSE
- IN-STORE ACTIVITIES & OFFERS • STALLS & CRAFT ACTIVITIES
- HAVE-A-GO AT CIRCUS SKILLS, DANCE, PERFORMANCE PARKOUR & SKATEBOARDING
- STREET ENTERTAINMENT & CRAZY GOLF



FOR FULL DETAILS:
VISITRURO.ORG.UK



SPONSORED BY



Party Hire Kit

To hire or enquire,
get in touch via facebook or email:

Facebook - Chacewater PTA Party Hire Kit

Email: chacewaterpta@gmail.com

Only £5 to hire

Ditch the waste!!!!



@partykitnetwork

**30 plates, cups, bowls, 4 serving trays, 2 jugs
and bunting**

£5 hire cost, plus a £5 cash returnable deposit

Additional items available: cutlery £2, tablecloths £2,
extra bunting £1

50 Over
SHOWCASE
GAME

CORNWALL VS SOMERSET

Truro Cricket Club

August 1st

11am

Adults £15

Under 16's £5

£5 Car Parking
payable on the day



<https://booking.ecb.co.uk/d/m0q4nx>

www.cornwallcricket.co.uk

FREE CPR & DEFIBRILLATOR TRAINING



Cornwall
Training &
Consultancy

Would you like to learn lifesaving skills? Come along to our free CPR & Defibrillator session in your area! This training is **available to everyone at no cost** and will equip you with the knowledge and confidence to use these life-saving skills if the need ever arises.

When?
22nd July

Where?
Chacewater Village Hall, Church
Hill, Chacewater, TR4 8PZ

Time?
10am- 12pm (You can either
attend 10am-11am or 11am-
12pm)

No pre-booking required.



Delivered by Cornwall Training & Consultancy
in partnership with FLEET (Front Line
Emergency Equipment Trust)