

Chacewater School – LEAP into Learning

Term: Autumn term 2

Class: Year 1 (Seedlings)

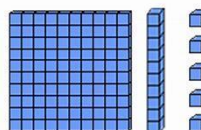
Theme: Let's celebrate!

On this page you will find an outline of our learning this half term in Seedlings class.

Maths: Addition and subtraction/ Geometry: shape

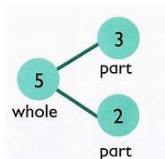
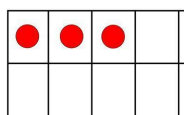
Autumn 1 prior learning to revisit:

- Use objects and pictures to represent and identify numbers.
- Read and write numbers from 1 to 20 in numerals and words.
- Use language: equal to, more than, less than (fewer), most, least.
- Use objects and pictures to represent and identify numbers.
- Count more or less from a number.



Autumn 2 learning:

- Read, write and interpret mathematical statements involving addition (+), subtraction (-) and equals (=) signs.
- Represent and use number bonds and related subtraction facts within 20.
- Add and subtract one-digit and two-digit numbers to 20, including zero.
- Solve one-step problems that involve addition and subtraction, using concrete objects and pictorial representations, and missing number problems such as $7 = __ + __$



RHSE: We are continuing to discuss friendships and being kind alongside building healthy relationships with those around us. This will be really important as we work, learn and play with other children at school.

Science: seasonal changes

We will be continuing to look at seasonal changes and how they change over time.

Religious Education:

We are learning about different faiths and how they celebrate special events in their community and with their families. This includes: Diwali, Christmas, Jewish and Muslim faith.

English: It's my birthday by Helen Oxenbury (fiction) and Chinese New Year (Festivals Around the World) by Grace Jones (non-fiction)

- We will follow a 5-day phonic programme (RWI) where children will work in groups to read, write, spell and practise handwriting for 45 minutes every day.
- After phonics, children will be completing a range of English activities focusing on the above fiction and non-fiction texts embedding the reading and spelling skills they've learnt.

Grammar:

- Consistently using capital letters for the beginning of sentences and names of people and places.
- Forming uppercase and lowercase letters correctly.
- Presentation: writing our letters on the line and using 'finger spaces' between words to ensure our writing is legible.
- Beginning to use the conjunction 'and' in a sentence.

Computing: creating a digital picture

We will be learning how to use a software programme to design and create a digital picture. We will be looking at E-Safety and how to stay safe online.

Art/DT: purposeful drawing/designing a healthy snack

We will be planning, making and evaluating a healthy snack. It will be a great opportunity for us to become chefs and practise our cutting skills!

PE: every Monday and Thursday

Inside: Real PE – gymnastics. We will be focusing on balance and coordination.

Reminders: Please ensure to sign your child's reading diary **daily** so we know they have read and bring it to school every day ready for their phonics lesson. Your child will receive **one library book** every Monday and **two reading books** throughout the week which link to the phonics sounds they are learning. Please return these three books so they can be changed. Thank you.

Chacewater School – LEAP into Learning HOME LEARNING

Term: Autumn 2

Class: Year 1 (Seedlings)

Theme: Let's celebrate (History driver)

Alongside regular reading, spelling and maths home learning, choose at least one of the following to complete over this half term. You might even be inspired and choose more than one!

Please send any work into school or take a photo and email our class: Seed@chacewaterschool.co.uk

RE
Faith

Choose a faith you'd like to learn more about and research how they celebrate special events (birthdays, welcoming a baby, Christmas, Diwali etc).



Can you draw a picture or write about this special celebration?

Science
Seasonal changes

Research different weather types and look at a real BBC weather forecast. Can you read the symbols they use? Make your own weekly weather forecast or design your own leaflet about the various weather types in Cornwall during Autumn and Winter time.



Compare Winter and Autumn time.

Wild card

Choose your own homework which links to our topic. This could be indoor or outdoor learning and be driven by our theme (Bonfire night, Remembrance Day, Christmas etc).



History
Let's celebrate

Talk to someone older than you and ask them about how they celebrated their birthday when they were younger. How do you celebrate your birthday? Do you celebrate in the same way? Write down any similarities or differences that you share. You could design your own birthday card or poster to show this.



English
DT focus

Write your own recipe to make a snack of your choice. You could even make this snack following your recipe! Write a shopping list of all of the ingredients you need. Challenges: include 'and' in your writing to join sentences together. Write instructions about how you make your snack so someone else can follow it.

Geography
Locality

Can you recognise the difference between human and physical features? Design a poster or leaflet about the features we have in Cornwall.

History
Toys: past and present

Research toys in the past and in the present. Draw and label your favourite toy and explain why you like it. What toys did your parents or grandparents play with? Write questions to ask someone about toys from the past.



Continue to play Numbots at home to earn points and work your way up the leaderboard. Your child will have their own log in to access this resource.

Reading

We are making our own class reading display to encourage reading beyond school. Your challenge is to be as creative as you can and take a photo of you reading your favourite book anywhere! Send your photo to our class email. Challenge: write a short review about your favourite book.