



1st March 2024

Dear Parents/Carers,

It has been another exciting and bustling week at Chacewater School, filled with learning, achievements, and a dash of friendly competition. This week, mathematics has taken centre stage, and it has been a pleasure for me to be part of math lessons across the school.

The dedication and skill of our teachers has shone through, providing high-quality instruction that engages and challenges our children. What truly impressed me, however, is the remarkable ability of our children to reason and make connections when faced with challenging mathematical concepts. It has been BRILLIANT to see their growth and enthusiasm for learning in action.



In the realm of friendly competition, we've embarked on our first Times Table Rockstars battle against Nanpean and St Dennis. This marks the beginning of weekly battles against other schools within our trust. I'm thrilled to announce that our Key Stage 2 children have collectively achieved well over 110,000 correct answers this week. This not only reflects their dedication to mastering their times tables but also their collaborative spirit in representing Chacewater School.

On Wednesday, we were pleased to welcome Chris Gould, our Director of Education, to our school. Mr. Gould spent the day delving into phonics, reading, and geography. He visited classrooms, engaged with children, and observed the learning environment. It's safe to say that he was genuinely impressed with what he saw, highlighting the brilliant behaviour and positive attitudes exhibited by our exceptional children.

Remember next week is World Book Day (March 7th) and we are inviting children to come to school dressed as their favourite author or book character.

Please also note the reminders below about headlice and asking for real care and consideration when driving and parking around the school.

Wishing you all a wonderful weekend ahead.

Mr Hick

Online Safety

Our latest Online Safety Newsletter is available [HERE](#) and this month focuses on Fortnite Battle Royale and also Instagram. Please also take a minute to take a look at the poster below about staying safe online.



Keeping children safe online

A Parent's Guide to Fake News



scan the QR code with your phone's camera for Parent Guides on how to help keep your children safe online



Don't believe everything you see online!
Young people can very easily be dragged into things without parental guidance and support.

Online safety is when young people know who they can tell if they feel upset by something that has happened online.

Parents please contact your school to enquire attending their next e-safety workshop or have any concerns.

Working with Home Office 'PREVENT', The Police and Crime Commissioner and Children's Safeguarding Partnerships to help keep children safe online.

Skips Educational Email: info@skipssed.com Tel: +44 121 227 1941

Developed in partnership with



Skips www.skipssafetynet.org

From the PTA



Tesco stronger starts

Massive thankyou to everyone who supported the Tesco Stronger Starts (blue tokens) scheme for Chacewater school between Oct 2023 - Jan 2024. We are pleased to advise that we were awarded 3rd prize of £500!!

This week the PTA have match funded another £660 and given the school a total of £1160 to purchase an array of awesome PE & Outdoor equipment such as orienteering kits, maths in PE kits plus fitness, movement and obstacle packs.

Thanks again to everyone who supported this fundraiser!

Easter Egg Hunt

Weds 3rd April


2-4pm

Tickets available NOW here



<https://www.pta-events.com/chacewaterschoolpta/index.cfm?event=event&eventId=76187>

World Book Day – 7th March



World Book day takes place next week on 7th March. This year we are inviting the children to come to school dressed as either their favourite author or book character. Children can also bring in their favourite book if they would like. This year we are also inviting parents/carers to join their children for reading in the hall together:

- Key stage 2 from 8.45am (please come in through the front of the school) until 9.15am.
- Key stage 1 at the end of the day from 2.45pm.

Parent/Carer Meetings

Parent/Carer meetings with class teachers will take place in the week beginning 18th March and we will put sign up forms for these next week. These are very important meetings and I would encourage everyone to make an appointment. **Please note Y4 meetings are taking place next week with Mr Wilson and the sign up sheets for this are outside the classroom.**

Headlice

We have headlice in school again! Please take note of the below.

DON'T BUG ME! TRUTH AND LICE



PARENTS...

ONCE A WEEK, LET DETECTION COMB HERO CHECK THROUGH YOUR CHILD'S HAIR. THEN USE THE SPECIAL LOTION IF LICE ARE THERE



QUICK TIPS FOR WET COMBING CHILD'S HAIR

- Buy the detection comb in a pharmacy
- Hair should be wet, use regular shampoo
- Put lots of any conditioner on
- Comb from roots right to ends of hair
- Work through hair, section by section, checking comb each time
- Have plenty light, daylight is best
- If moving lice are found, check all family
- Do this every week

QUICK TIPS FOR USING LOTION

- Treat everyone in family who have living, moving lice, at same time
- Hair should be dry
- Pharmacist will advise on which lotion (See answer to Question 11, inside)
- Read the instructions carefully
- Work through hair section by section until all of scalp has lotion on it – down to where you would put ponytail band
- Repeat one week later

1. WHAT ARE HEAD LICE?

They are grey/brown insects, from pin-head or sesame seed to match-head in size (1 - 3 mm long) that live close to the scalp on humans. The insects lay eggs. Each egg is glued to a hair, often near the root. Lice and unhatched eggs are hard to spot.

2. WHAT ARE NITS?

Nits are the empty egg cases left behind when the lice hatch out. They are usually pearly white. Both eggs and nits are very difficult to remove from the hair.

3. HOW DO LICE SPREAD?

When two heads are touching for a minute or more, the lice climb rapidly through the hair from one head to another. They don't jump, fly or swim. Lice that fall from the head or amble onto bedding or hats are usually dying and harmless. Lice caught on combs can re-establish if they are combed back on again within 48 hours.

4. BUT I'VE SEEN THEM JUMP ON THE COMB

This is due to static electricity, making them appear to 'fly' off the comb.

5. WHO CAN GET THEM?

Anyone with hair. They aren't fussy about clean or dirty hair. Children tend to get them more than adults, probably because they put their heads together more than adults do.

6. WHERE DO YOU GET THEM?

Anywhere. Children get them wherever they mix with other children, this can be in the home, at school or childcare facility or other activity venue.

7. HOW DO I KNOW IF MY CHILD HAS HEAD LICE?

The main symptom is itching, but you can have head lice for up to six weeks before you notice any itching. Only about one third of children have an itch. The best way to find them easily is to check your child's hair regularly (once a week) by wet combing. Detection combs can be bought in a pharmacy. To work well, combs should have rigid, flat-toothed, plastic teeth, set not more than 0.3mm apart.

8. HOW DO I WET-COMB MY CHILD'S HAIR

Wash the hair with your ordinary shampoo. Put on lots of any conditioner and comb it through with an ordinary comb. This makes any lice really wet, which keeps them still. Then, using the detection comb, slot the teeth of the comb into the hair at the roots and draw the comb down to the ends. Check the comb for lice every time you do this. Make sure there is good light, daylight is best. Continue until you have worked through each section of hair and have checked the whole head. Rinse off the conditioner and repeat the combing while the hair is still wet.

9. HOW OFTEN SHOULD I DO THIS?

It is a good idea to get into a routine and do it about once a week. This means you will be able to treat early if you find living, moving lice. Treating early helps cut down on the number of people in the family, or who are close to the child, who will get head lice.

10. WHAT DO I DO IF I FIND LICE?

If you find lice, you should check everyone else in the family and treat only those who have them. Also let people who have been in close contact with anyone with lice know, so they can check as well.

11. WHAT DO I USE TO TREAT THE LICE?

The best way to treat is with a lotion (not a shampoo or mousse). These can be bought over the counter in a pharmacy. In the past, chemical insecticides were used to treat head lice. Oil based products are now recommended, sold under different brand names (Full Marks spray or solution/ Hedrin spray gel). These products have a physical effect, so the lice do not get 'resistant' to them. Your pharmacist is the best person to advise you on which one to get. If you are buying products outside of the Republic of Ireland, you need to discuss this with the pharmacist before you buy.

12. HOW DO I USE THE LOTION?

There will be instructions on how to put on the treatment, and how long to leave it on for, in the box – each of the products is slightly different. Put the lotion on dry hair. Part the hair near the top of the head, put lotion onto the scalp and rub it in. Part the hair a bit further down and do the same thing again. Do this over and over again until all sections of hair have been done and the whole scalp is wet. You don't need to put lotion any further down than where you would put a ponytail band. Treat everyone with lice at the same time so that untreated people don't infect the treated ones again.

Even if the preparation recommends only one application, it is important that you put it on again a week later. The reason for this is that no treatment is guaranteed to kill unhatched eggs. The eggs that aren't killed will hatch over about one week.

2 days later: Check hair for living, moving lice.

Once treatment is complete, continue with the weekly checking.

13. WHAT IF I FIND NITS AFTER TREATMENT?

If you find nits but don't find lice, don't treat. Nits are the empty egg cases which are glued to the hair. They will be left behind on the hairs after you have treated but this doesn't mean the treatment has failed.

14. WHAT IF I KEEP FINDING LICE

There could be 2 reasons for this. It could be because your child has been re-infected with lice, or the treatment wasn't carried out correctly. Check the whole family again and treat all those with lice again. Remember to spread the word to family and friends. If you still find lice after that, ask your GP or pharmacist for advice.

15. WHAT IF I STILL HAVE NITS

Nits (empty egg cases), on their own, do not need to be treated. You can remove them by hand or fine tooth combing if you don't like the look of them. They can be hard to remove because they are glued to the hair.

16. BUT MY CHILD IS STILL SCRATCHING

People can scratch after treatment but it doesn't mean they still have lice. Check your child's head to be sure, but only treat if you find living moving lice. The treatments can make the scalp flaky and itchy. Also, some people scratch just thinking or talking about lice.

17. SHOULD I USE A LOTION 'JUST IN CASE'

No, you should only use the treatment if you find living, moving lice. The treatments are safe but they shouldn't be over used. They can also make the itching worse.

18. I'VE HEARD TREE OIL IS GOOD FOR KILLING AND PREVENTING LICE

There is no evidence that it works and it can irritate your scalp. Nor is there evidence for alcohol, electric combs, products sold to prevent head lice infection (repellents) or any other folk remedy.

19. SHOULDN'T NURSES CHECK CHILDREN'S HEADS?

No. This is not practical and it will not stop head lice spreading. It is much better for parents to check their children's heads regularly (about once a week) as described in this leaflet

However, public health nurses who go into schools and practice nurses in your GP surgery are available to give help and advice about head lice to parents.

20. WHAT ABOUT THE SCHOOL OR CHILDCARE FACILITY-CAN THEY DO ANYTHING?

In the past, 'alert' letters have been sent out, but these tend to cause stress to children and parents and sometimes outbreaks of imaginary lice. It is much better for all parents to check their children's heads regularly. Alert letters to remind parents to check their children's hair will be sent out when there are a number of children with head lice in the class.

21. SHOULD I KEEP MY CHILD OFF SCHOOL?

NO! Lice are unpleasant and some people sometimes feel embarrassed if they get them, but they are not a health hazard. There is no reason for your child to miss out on their childcare or their education just because of head lice.



KEEP ALERT AND SPREAD THE WORD TO STOP THE SPREAD OF LICE.




HSE CHO1 Donegal, Cavan, Monaghan, Sligo & Leitrim:

Date: 04/2017 Due Review: 04/2019

Acknowledgement: Leaflet from Dept of Health, Social Services and Public Safety, Northern Ireland, UK. used with permission –some amendments


For more information contact your Public Health Nurse



INTERESTING FACTS



- I'M 1-3MM LONG
- I CAN'T JUMP, SWIM OR FLY
- I LIKE CLEAN OR DIRTY HAIR
- I ONLY MAKE SOME CHILDREN ITCHY
- DC HERO'S SPECIAL LOTION GETS RID OF ME VERY QUICKLY :-)



WHAT YOU CAN DO

1. DON'T SHARE COMBS, BRUSHES, HAIR SLIDES, HATS, TOWELS OR PONYTAIL BANDS WITH OTHER CHILDREN
2. STOP WRIGGLING :- (WHEN 'DETECTION COMB HERO' IS CHECKING YOUR HAIR!
3. DON'T WORRY; IT'S VERY EASY TO GET RID OF HEAD LICE :-)



DETECTION COMB HERO

HSE Community Healthcare Organisation 1. Date 04/17 Due Review 04/19



Mirror – Signal - Manoeuvre



I would like to kindly remind all parents and caregivers about the importance of exercising caution when driving around the school premises and entering the car park.

With the hustle and bustle of drop-off and pick-up times, it's crucial that we all remain vigilant and mindful of our surroundings to ensure the safety of our children, staff, and fellow community members.


- 1. **Observe Speed Limits:**** Please adhere to the posted speed limits within the school zone and parking areas. Slower speeds help mitigate the risk of accidents and provide ample time to react to unexpected situations.
- 2. **Be Alert and Watchful:**** Keep a watchful eye for pedestrians, especially young children, who may be crossing the road or walking in the vicinity of the school.
- 3. **Follow Traffic Rules:**** Respect all traffic signs, signals, and designated parking areas. Avoid double parking or blocking driveways, as this can impede traffic flow and create hazards for others.
- 4. **Mindful Parking:**** When entering the school car park, please park considerately and avoid blocking access points. Ensure your vehicle is parked in designated areas to prevent congestion and facilitate a smooth flow of traffic.
- 5. **Exercise Patience:**** During peak drop-off and pick-up times, traffic congestion may occur. Exercise patience and remain courteous to fellow drivers and pedestrians.

Thank you for your cooperation and commitment to the safety of our children.



GOLDEN AWARD WINNERS

ACORNS	Harley & Luke
SEEDLINGS	Alivia & James
BUDS	Jensen & Sienna
YOUNG OAKS	Lewis & Ethan
BUR OAKS	Jackson & Jasmine
RED OAKS	Oscar & Eloise
MIGHTY OAKS	Jacob & Beatrice



Dates For Your Diary

19.2.24	Start of half term
27.3.24	PTA Disco
28.3.24	End of Spring Term
15.4.24	Start of Summer Term
24.5.24	End of half term
3.6.24	Start of half term
17.7.24	Leavers Disco
23.7.24	End of Summer Term

CHACEWATER PTA PRESENTS

EASTER EGG HUNT

CHACEWATER
MILLENNIUM GREEN

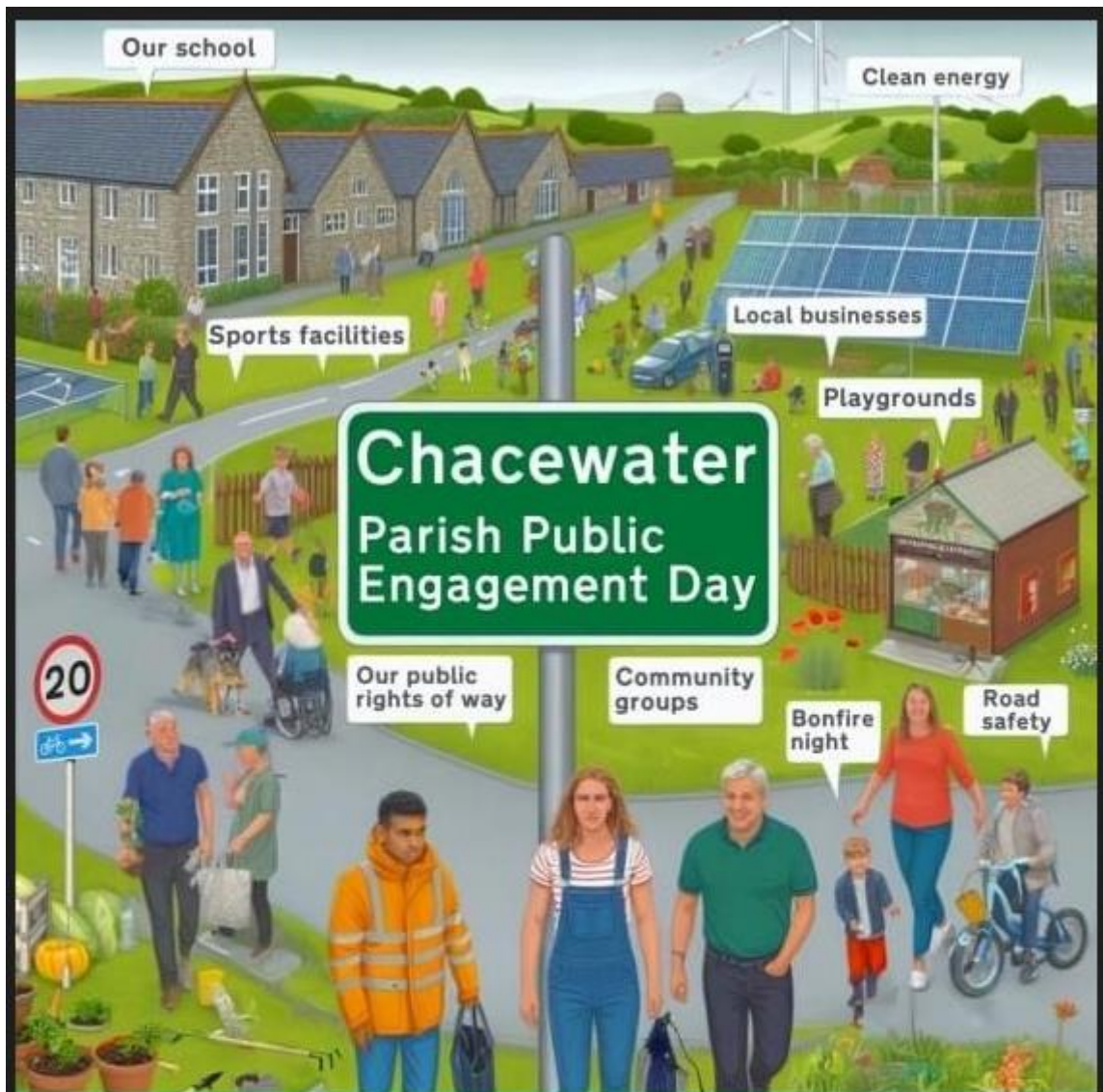
WEDS 3RD APRIL
2-4PM



EVERYONE IS WELCOME
REFRESHMENTS - LUCKY DIPS
CHOCOLATE EGGS
EASTER CRAFTS & MORE

£3 PER CHILD
SCAN THE QR
TO BOOK





Join us for complimentary tea, coffee and cakes and find out about your local community groups, new building projects, local businesses, innovative industries and much more at

Chacewater Village Hall
Saturday, 2 March 2024
10am to 4pm



CANDY FLOSS MACHINE



**AVAILABLE FOR
HIRE FROM £40**



chacewaterpta@gmail.com