

Chacewater School – LEAP into Learning

Term: Spring 2

Class: Y3 Young Oaks

Theme – **Science:** Rocks and Fossils


On this page you will find an outline of our learning this half term.

Mathematics:

Key Instant Recall Facts: Know all number bonds for 100 using multiples of 5.

Fractions:

- Count up and down in tenths & recognise that tenths arise from dividing an object into 10 equal parts and in dividing one-digit numbers or quantities by 10
- Recognise, find and write fractions of a discrete set of objects: unit fractions and non-unit fractions with small denominators
- Recognise and use fractions as numbers
- Recognise and show, using diagrams, equivalent fractions with small denominators
- Add and subtract fractions with the same denominator within one whole.
- Compare and order unit fractions, and fractions with the same denominators



Properties of shape:

- Turns and angles including right angles
- Horizontal, vertical, parallel and perpendicular lines
- Recognise and describe 2D & 3D shapes. Make 3D shapes

English

Reading

Reading for enjoyment: Dinosaur lady

Reading instruction: The Pea and the princess

Writing (reading into writing)

Fiction: Dare to care for a Pet dragon




To create a page of advice on looking after an imaginary/mythical creature

Grammar

- Possessive apostrophes
- conjunctions, adverbs and prepositions

Spelling

- Words ending: ‘-al’, ‘-le’ and ‘-ly’
- Challenge (statutory) words



Science: Rocks and fossils

- Compare and group together different kinds of rocks on the basis of their appearance and simple physical properties.
- Recognise that soils are made from rocks and organic matter
- Describe in simple terms how fossils are formed when things that have lived are trapped within rock



D.T: Structures - castles

- To design, build and evaluate a castle structure, constructed out of card 3D shape nets



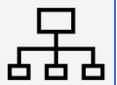
RHE: Committed relationships

- How do people show commitment?
- How do family change over time?
- How can we manage change in families ?



Computing: Branching databases

- To create physical and on-screen branching data bases to classify a group of things e.g dinosaurs
- To use yes and no questions to sort items by their attributes



P.E & Sport:

- **Tennis:** To develop our racket and ball skills and apply in small games
- **Real P.E:** sending & receiving ball skills & partner balances



Religious Education: Why do Christians call the day Jesus died 'Good Friday'?

- What happened in Christian Holy week in the bible?
- How do Christians celebrate Easter?
- What happened on Good Friday?



E-safety

- Comparing online and offline friendships/identities
- Privacy settings & choosing sensible passwords
- What information is it safe to share online?
- When should I turn to a trusted adult and who?



Chacewater School – HOME LEARNING

Term: Spring 2

Class: Y3 Young Oaks

Theme:

Alongside regular reading, spelling and maths home learning, choose at least one of the following to complete over this half term. You might even be inspired and choose more than one!


French

Practise the French vocabulary for colours and numbers.
Record a short video of yourself counting to ten and saying the colours in French.
www.digitaldialects.com/French.htm



Science

Make your own fossils using playdough, plasticine, salt dough, clay or even edible ones!
Write an explanation of how fossils are formed.



REAL PE @ HOME

<https://app.realpe.co.uk>
Username:
youngoaks1234
Password: space7547
Focus on FUNS:
Send and receive and partner balance



R.E



Watch the video of the easter story.
Create a story map using pictures and key words to summarise the events.

www.bbc.co.uk/teach/class-clips-video/articles/zhqv47h

Wild Card



Choose anything you would like linked to our learning this half term.

How will you present your work?

History




Research: Who was Mary Anning and why is she remembered?
You could share your learning by creating a PowerPoint presentation, fact file, biography or poster.

Computing

Develop your digital literacy skills by practicing your typing skills at home:

www.typingclub.com or
<https://www.typing.com/en-gb/student/lessons>

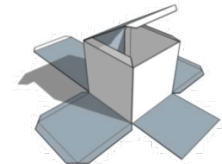
RHSE



Create a family tree for your closest family.
Who is in your family?
What is their relationship to you?

D.T

Make your own 3D Model out of card by assembling 2D 'nets'. Which 3D shapes will you make?



(This document is available on the school website to access the links.)