



10th January 2025

Dear parents/carers

Happy New Year! I hope that this newsletter finds you all well at the start of 2025!

It has been a great first week back at school and to be honest it doesn't feel like we have been away!

We have cracked straight on with learning in all classes and this week have had a focus on resilience, looking at the Aesop fable of the Tortoise and the Hare in assembly. Learning focus for this half term:

- Acorns – all things linked to Superheroes, from Supertato through to the emergency services!
- Buds – will be learning all about animals, focusing on identifying and grouping different animals.
- Seedlings – 'Wild Cornwall' is the learning theme. Investigating the physical and human features that might be seen at the seaside.
- Young Oaks – will be answering the question 'What on Earth is a climate zone?'
- Bur Oaks – Rivers will be the focus for the children in Y4, including an exploration of the journey of the rivers in our nearest city, Truro.
- Red Oaks - 'How do volcanic eruptions and earthquakes affect humans and the Earth?' is the question that the children in Y5 will be aiming to answer.
- Mighty Oaks – will be learning, amongst other things, about Darwin's 'voyage of discovery'

A more detailed breakdown of learning for this term can be found on the class pages of our website [HERE](#). Including the lesson sequencing for each area and our 'Leap into Learning' documents,

At the start of this term, I would like to remind parents and carers about the crucial role that regular school attendance plays in a child's education. Attending school consistently ensures that your children can make the most of their learning experiences, develop important social skills, and establish a strong foundation for their future. Every day in school really does matter. If your child is unwell, please let the school know as soon as possible, and we'll work together to support their well-being.

I hope you all have a great weekend!

Mr Hick

Attendance

At the start of this term, I would like to once again remind everyone about the **importance of school attendance**. Achieving high school attendance is a national priority. Chacewater school data clearly shows a correlation between high attendance rates and high achievement. We want our children to achieve excellent attendance in line with national average. Illness usually appears as a block of time off school. We review attendance patterns each week and look for unbroken and broken weeks as a key indicator. We would not usually expect that children would have more than one or two broken weeks in the course of an academic year. Regular broken weeks are a cause for concern and we will offer support to families where there are more frequent broken weeks, in line with our attendance procedures. The impact broken weeks and missed learning can have on a child's education (taken from national data) is illustrated below for guidance:

If your child misses...	That equals at least...	Which is the same as....	And over 13 years of education that's...	Or at least...
1 day a fortnight	80 lessons per year	4 whole school weeks per year	Nearly 1.5 whole years	1040 lessons
1 day a week	160 lessons per year	8 whole school weeks per year	Over 2.5 whole years	2080 lessons
2 days a week	320 lessons per year	16 whole school weeks per year	Over 5 whole years	4160 lessons
3 days a week	480 lessons per year	24 whole school weeks per year	Nearly 8 whole years	6240 lessons

As a school we follow the Truro and Penwith Academy Trust policy which can be found [HERE](#). You will be aware that there have been a number of changes to the issuing of penalty notices and there is little or no discretion for headteachers regarding these. Attached with this newsletter is a leaflet about penalty notices but it is important to note:

What is a Penalty Notice?

A penalty notice is a fine that can be issued under section 444A and section 444B of the Education Act 1996. The fine is issued per parent, per child for:

- Leave of absence of 10 school sessions/5 days or more within any rolling 10 school week* period during term time, without authorisation from the school. This can include unauthorised absence for a holiday.
- Unauthorised absence of 10 or more sessions/5 days within any rolling 10 school week* period where a parent fails to provide an explanation for the absence, or where an explanation is provided but the school consider it insufficient to authorise the absence.
- Unauthorised lateness of 10 school sessions within any rolling 10 school week* period, whereby a child arrives at school after the registers have closed.

NB a penalty notice can be issued for any combination of the above reasons where there are 10 sessions/5 school days or more of unauthorised absence within any rolling 10 school week period. The unauthorised absence can be consecutive or non-consecutive and can span over two terms (including between academic years).

Please also be aware of the below:

If your child is absent from school without authorisation, you will be committing an offence under the Education Act 1996. We may submit a request to Cornwall Council for a

Penalty Notice to be issued, in accordance with Sections 444A and 444B of the said Act. Penalty Notices are issued per liable parent, per child and each carry a fine of £80 if paid within 21 days or £160 if paid after this but within 28 days.

If your child is further absent from school without authorisation within any 3-year period, you will be committing a further offence under the Education Act 1996. We may submit a request to Cornwall Council for a Penalty Notice to be issued, in accordance with Sections 444A and 444B of the said Act. Penalty Notices for a second offence are issued per liable parent, per child and each carry a fine of £160, payable within 28 days.

Importantly, fines per parent will be capped to two fines within any three-year period. Once this limit has been reached, other action such as a parenting order or prosecution will be considered.

Failure to pay the Penalty Notice may also result in legal action. If you are prosecuted and attend court because your child has not been attending school, you could get a fine of up to £2,500. Cornwall Council may also apply for the costs incurred in taking the matter to Court, including legal costs.

Absence not authorised by the school may also result in a prosecution in the Magistrates' Court under Section 444(1) or Section 444(1A) of the Education Act 1996, leading to a fine of up to £2,500 and/or a custodial sentence. Again, Cornwall Council may also apply for the costs incurred in taking the matter to Court, including legal costs.

Money raised from fines is only used by the local authority to cover the costs of administering the system, and to fund attendance support. Any extra money is returned to the government.

Clubs

We are asking you to select any clubs that your child may wish to do over the spring term and put in order of preference. Where clubs are oversubscribed we will endeavour to make sure that everyone has a place on at least one. If clubs have more space then children may be allocated more than one.

The forms will close on **Wednesday 15th January** in the morning at 10am and we will let children know which club (s) they have on Friday 17th January 2025. Please check the year group(s) the clubs are for carefully before selecting.

Clubs will begin in the week beginning 20th January 2025 and run over both half terms of the spring. They will run from the end of the school day through to 4pm. Lunch time clubs will run at 12pm for half an hour to allow time for the children to have lunch afterwards.

Please complete the form [HERE](#).

Head Lice – We have had a few instances recently. Please see the guidance below

DON'T BUG ME! TRUTH AND LICE

PARENTS...

ONCE A WEEK, LET DETECTION COMB HERO CHECK THROUGH YOUR CHILD'S HAIR. THEN USE THE SPECIAL LOTION IF LICE ARE THERE



QUICK TIPS FOR WET COMBING CHILD'S HAIR

- Buy the detection comb in a pharmacy
- Hair should be wet, use regular shampoo
- Put lots of any conditioner on
- Comb from roots right to ends of hair
- Work through hair, section by section, checking comb each time
- Have plenty light, daylight is best
- If moving lice are found, check all family
- Do this every week

QUICK TIPS FOR USING LOTION

- Treat everyone in family who have living, moving lice, at same time
- Hair should be dry
- Pharmacist will advise on which lotion (See answer to Question 11, inside)
- Read the instructions carefully
- Work through hair section by section until all of scalp has lotion on it – down to where you would put ponytail band
- Repeat one week later

1. WHAT ARE HEAD LICE?

They are grey/brown insects, from pin-head or sesame seed to match-head in size (1 - 3 mm long) that live close to the scalp on humans. The insects lay eggs. Each egg is glued to a hair, often near the root. Lice and unhatched eggs are hard to spot.

2. WHAT ARE NITS?

Nits are the empty egg cases left behind when the lice hatch out. They are usually pearly white. Both eggs and nits are very difficult to remove from the hair.

3. HOW DO LICE SPREAD?

When two heads are touching for a minute or more, the lice climb rapidly through the hair from one head to another. They don't jump, fly or swim. Lice that fall from the head or amble onto bedding or hats are usually dying and harmless. Lice caught on combs can re-establish if they are combed back on again within 48 hours.

4. BUT I'VE SEEN THEM JUMP ON THE COMB

This is due to static electricity, making them appear to 'fly' off the comb.

5. WHO CAN GET THEM?

Anyone with hair. They aren't fussy about clean or dirty hair. Children tend to get them more than adults, probably because they put their heads together more than adults do.

6. WHERE DO YOU GET THEM?

Anywhere. Children get them wherever they mix with other children, this can be in the home, at school or childcare facility or other activity venue.

7. HOW DO I KNOW IF MY CHILD HAS HEAD LICE?

The main symptom is itching, but you can have head lice for up to six weeks before you notice any itching. Only about one third of children have an itch. The best way to find them easily is to check your child's hair regularly (once a week) by wet combing. Detection combs can be bought in a pharmacy. To work well, combs should have rigid, flat-toothed, plastic teeth, set not more than 0.3mm apart.

8. HOW DO I WET-COMB MY CHILD'S HAIR

Wash the hair with your ordinary shampoo. Put on lots of any conditioner and comb it through with an ordinary comb. This makes any lice really wet, which keeps them still. Then, using the detection comb, slot the teeth of the comb into the hair at the roots and draw the comb down to the ends. Check the comb for lice every time you do this. Make sure there is good light, daylight is best. Continue until you have worked through each section of hair and have checked the whole head. Rinse off the conditioner and repeat the combing while the hair is still wet.

9. HOW OFTEN SHOULD I DO THIS?

It is a good idea to get into a routine and do it about once a week. This means you will be able to treat early if you find living, moving lice. Treating early helps cut down on the number of people in the family, or who are close to the child, who will get head lice.

10. WHAT DO I DO IF I FIND LICE?

If you find lice, you should check everyone else in the family and treat only those who have them. Also let people who have been in close contact with anyone with lice know, so they can check as well.

11. WHAT DO I USE TO TREAT THE LICE?

The best way to treat is with a lotion (not a shampoo or mousse). These can be bought over the counter in a pharmacy. In the past, chemical insecticides were used to treat head lice. Oil based products are now recommended, sold under different brand names (Full Marks spray or solution/ Hedrin spray gel). These products have a physical effect, so the lice do not get 'resistant' to them. Your pharmacist is the best person to advise you on which one to get. If you are buying products outside of the Republic of Ireland, you need to discuss this with the pharmacist before you buy.

12. HOW DO I USE THE LOTION?

There will be instructions on how to put on the treatment, and how long to leave it on for, in the box – each of the products is slightly different. Put the lotion on dry hair. Part the hair near the top of the head, put lotion onto the scalp and rub it in. Part the hair a bit further down and do the same thing again. Do this over and over again until all sections of hair have been done and the whole scalp is wet. You don't need to put lotion any further down than where you would put a ponytail band. Treat everyone with lice at the same time so that untreated people don't infect the treated ones again.

Even if the preparation recommends only one application, it is important that you put it on again a week later. The reason for this is that no treatment is guaranteed to kill unhatched eggs. The eggs that aren't killed will hatch over about one week.

2 days later: Check hair for living, moving lice.

Once treatment is complete, continue with the weekly checking.

13. WHAT IF I FIND NITS AFTER TREATMENT?

If you find nits but don't find lice, don't treat. Nits are the empty egg cases which are glued to the hair. They will be left behind on the hairs after you have treated but this doesn't mean the treatment has failed.

14. WHAT IF I KEEP FINDING LICE

There could be 2 reasons for this. It could be because your child has been re-infected with lice, or the treatment wasn't carried out correctly. Check the whole family again and treat all those with lice again. Remember to spread the word to family and friends. If you still find lice after that, ask your GP or pharmacist for advice.

15. WHAT IF I STILL HAVE NITS

Nits (empty egg cases), on their own, do not need to be treated. You can remove them by hand or fine tooth combing if you don't like the look of them. They can be hard to remove because they are glued to the hair.

16. BUT MY CHILD IS STILL SCRATCHING

People can scratch after treatment but it doesn't mean they still have lice. Check your child's head to be sure, but only treat if you find living moving lice. The treatments can make the scalp flaky and itchy. Also, some people scratch just thinking or talking about lice.

17. SHOULD I USE A LOTION 'JUST IN CASE'

No, you should only use the treatment if you find living, moving lice. The treatments are safe but they shouldn't be over used. They can also make the itching worse.

18. I'VE HEARD TREE OIL IS GOOD FOR KILLING AND PREVENTING LICE

There is no evidence that it works and it can irritate your scalp. Nor is there evidence for alcohol, electric combs, products sold to prevent head lice infection (repellents) or any other folk remedy.

19. SHOULDN'T NURSES CHECK CHILDREN'S HEADS?

No. This is not practical and it will not stop head lice spreading. It is much better for parents to check their children's heads regularly (about once a week) as described in this leaflet

However, public health nurses who go into schools and practice nurses in your GP surgery are available to give help and advice about head lice to parents.

20. WHAT ABOUT THE SCHOOL OR CHILDCARE FACILITY-CAN THEY DO ANYTHING?

In the past, 'alert' letters have been sent out, but these tend to cause stress to children and parents and sometimes outbreaks of imaginary lice. It is much better for all parents to check their children's heads regularly. Alert letters to remind parents to check their children's hair will be sent out when there are a number of children with head lice in the class.

21. SHOULD I KEEP MY CHILD OFF SCHOOL?

NO! Lice are unpleasant and some people sometimes feel embarrassed if they get them, but they are not a health hazard. There is no reason for your child to miss out on their childcare or their education just because of head lice.



KEEP ALERT AND SPREAD THE WORD TO STOP THE SPREAD OF LICE.




HSE CHO1 Donegal, Cavan, Monaghan, Sligo & Leitrim:

Date: 04/2017 Due Review: 04/2019

Acknowledgement: Leaflet from Dept of Health, Social Services and Public Safety, Northern Ireland, UK. used with permission –some amendments

For more information contact your Public Health Nurse



INTERESTING FACTS




- I'M 1-3MM LONG
- I CAN'T JUMP, SWIM OR FLY
- I LIKE CLEAN OR DIRTY HAIR
- I ONLY MAKE SOME CHILDREN ITCHY
- DC HERO'S SPECIAL LOTION GETS RID OF ME VERY QUICKLY :-)



WHAT YOU CAN DO

1. DON'T SHARE COMBS, BRUSHES, HAIR SLIDES, HATS, TOWELS OR PONYTAIL BANDS WITH OTHER CHILDREN
2. STOP WRIGGLING --(WHEN 'DETECTION COMB HERO' IS CHECKING YOUR HAIR!
3. DON'T WORRY; IT'S VERY EASY TO GET RID OF HEAD LICE --)



DETECTION COMB HERO

HSE Community Healthcare Organisation 1. Date 04/17 Due Review 04/19

DETECTION COMB HERO SAYS...



ONCE EVERY WEEK LET ME CHECK YOUR HAIR. LOTION GOES ON IF LICE ARE THERE!

Detection Comb Hero is standing on a green field, holding a comb and a bottle, talking to two children.

16th January – Special Menu (Book through ParentPay).




GRAB YOURSELF A
PIZZA
THE ACTION

MAINS
pick a slice of your favourite
Cheese and Tomato
"Big Foot" Veggie Supreme
BBQ Chicken
Chicken and Sweetcorn

SIDES
Potato Wedges
Cucumber and Tomato Salad

DESSERT
Vanilla or Chocolate Ice Cream

Menus may be subject to change



Dates For Your Diary

6.1.25	Return to school
16.1.25	Vision Screening (EYFS)
14.2.25	Last Day of Term
6.3.25	World Book Day
4.4.25	Last Day of Term
22.4.25	Return to school
12.5.25	SATs Week
23.5.25	Last Day of Term
2.6.25	Return to school
18.6.25	Year 6 PGL
30.6.25	Bikeability
22.7.25	Last Day of term



GOLDEN AWARD WINNERS

ACORNS	Alfie and Florence
SEEDLINGS	Jack and Luke
BUDS	Lorelei and Alfie
YOUNG OAKS	Flo and Mia
BUR OAKS	Elliott and Thea



RED OAKS	Ellie and Daisy
MIGHTY OAKS	Bailey, Lily-Mae and AlfieW

Violin Lessons with Miss Katy Rowe



There are spaces available to have violin lessons at school with professional violinist Miss Katy Rowe
Whether you're a beginner or have already started learning – all are welcome!
Get in touch and get your violin playing journey started 😊



A highly skilled and communicative professional violinist, Katy is enthusiastic about educating, sharing and enabling others through music.
Teaching the violin has been an important and enjoyable aspect of her career so far, with over 20 years of experience teaching pupils of all ages and abilities.



Prior to her move to Cornwall, Katy ran an extremely successful private teaching practice in Wales, with many pupils receiving distinctions in their exams. She also taught violin at one of the top Independent Schools in Cardiff.

Weekly Individual Lesson Prices

20 minutes £11.00

30 minutes £15.00

If your child receives Pupil Premium or Free School Meals then some of the lesson cost will be paid for by the Music Hub, ASONE.

For more information or to discuss anything please get in touch

For more info/references or to see biography/testimonials please feel free to contact Katy on:

07989209145 / KT@katyroweviolinist.co.uk / www.katyroweviolinist.co.uk

